

Drawer & Bed Base Options



Construction

Strong, four piece, flat pack very simple self assembly. Choice of colours


Storage

Raising the head end using the hand control opens up a useful storage space. Many of our customers will place plastic storage boxes in the top end of the bed.


Drawer Option

Only available in the foot end. Hand made, Solid Pine dovetailed drawer with steel drawer runners.

Adjustable bed with foot end drawer add £60 - For twin option, add £120 including VAT



Braked Castors



Strong Twin castors with brake.





Standard loading is 30kg per castor, our castors are 50kg per castor.





A 10mm thread into a steel insert, which is threaded into a hardwood corner post.





Different style corner feet are available - details on request






Choose fabric and colour or wood finishes

Samples can be sent by post on request

Popular Faux Suede			
Chocolate	Mink	Ivory	Camel
			

More Faux Suede Colours			
Terracotta	Ink	Olive	Noir
			

Faux Leather			
Cork	Cream	Mocha	Tan
			

Wood Finishes				
Natural Wax	Antique Wax	Antique Lacquer	Medium Oak Lacquer	Mahogany Lacquer
				

The simplicity



- The Simplicity as the name suggests.
- Corner legs instead of a pedestal base.
- Not available with Drawers or castors.
- Deduct £100 from the Serena price.

www.backcarebeds.co.uk

Back Care Beds, 91 Elm Grove, Southsea, Portsmouth, Hampshire, PO5 1JF
Free phone – 0800 074 9866 Email – backcarebeds@btconnect.com